

COLLEGE OF NON-CONVENTIONAL VOCATIONAL COURSES FOR WOMEN

Summary of Feedback from students for Staff Members Year:2020-21

Sr. No.	Teacher's Name	Average Scale out of 5	Rating
1	Mr. Adarsh Chavan	4.34	A - Excellent
2	Mrs. Jyoti Hiremath	4.15	A - Excellent
3	Mrs. Pradnya Kapdi	4.22	A - Excellent
4	Mrs. Archana Patil	4.36	A - Excellent
5	Mr. Akshay Patil	3.24	C - Good
6	Mrs. Ashwini Raibagkar	4.14	A - Excellent
7	Mrs. Shweta Patil	4.10	A - Excellent
8	Ms. Tejashri Magdum	3.95	B - Very Good
9	Ms. Shraddha Bhat	4.11	A - Excellent
10	Mrs. Yogita Mirajkar	3.74	B - Very Good
11	Mrs. Nilam Jirage	4.38	A - Excellent
12	Mrs. Neha Patil	3.88	B - Very Good
13	Ar. Amarr Mestry	3.53	B - Very Good
14	Ar. Nirali Gilbile	3.93	B - Very Good
15	Ar. Samruddhi Chitnis	3.17	C - Good
16	Ar. Guruprasad Yernalkar	3.74	B - Very Good
17	ID. Priya Kandalkar	4.39	A - Excellent
18	Ms. Priyanka Magadum	3.97	B - Very Good
19	Ms. Anagha Raut	3.95	B - Very Good
20	Ms. Shamal Pawar	3.71	B - Very Good
21	Ms. Rugveda Topkar	4.16	A - Excellent
22	Ms. Tejaswini Chile	4.16	A - Excellent
23	Ms. Vandana Ahuja	2.94	D - Poor
24	Mr. Raghunath Topkar	3.55	B - Very Good
25	Mr. Pratik Jadhav	3.27	C - Good
26	Mr. Arvind Sajanikar	3.18	C - Good
27	Ms. Nikita Patil	3.42	C - Good
28	Ms. Dhanashri Kamble	3.69	B - Very Good
29	Ms. Bhupali Kothawale	2.92	D - Poor
30	Ms. Bhakti Shendage	2.86	D - Poor

[Signature]

PRINCIPAL,
College of Non-Conventional
Vocational Courses For Women
Kolhapur

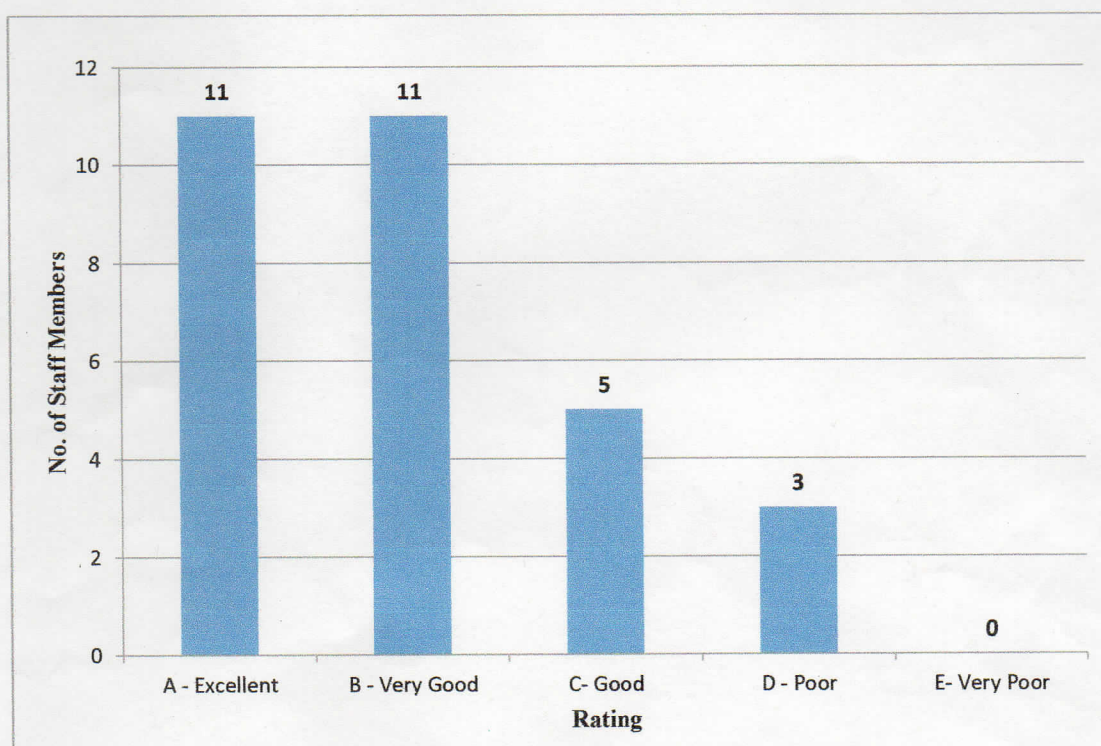


COLLEGE OF NON-CONVENTIONAL VOCATIONAL COURSES FOR WOMEN

215

Summary of Feedback from students for Staff Members Year:2020-21

Sr. No.	Scale	Rating	No. of Staff Members
1	(> 4)	A - Excellent	11
2	(3.5 to 4)	B - Very Good	11
3	(3 to 3.5)	C- Good	5
4	(2.5 to 3)	D - Poor	3
5	(< 2.5)	E- Very Poor	0
Total			30



M. S. Kulkarni
PRINCIPAL,
College of Non-Conventional
Vocational Courses For Women
Kolhapur



COLLEGE OF NON-CONVENTIONAL VOCATIONAL COURSES FOR WOMEN

Analysis of Teacher's Feedback for the academic year 2020-21

Total Number of Teachers : 21/25

212

Ques. No.	Question	No. (and %) of Teachers Responded on 1 (Worst) to 5					Average Score and % Score
		1	2	3	4	5	
1	The content of syllabus is suitable to the programme and meets the objectives of our college.	0	0	1	10	10	4.43
		0	0	5	48	48	88.57
2	The programme /syllabus has good balance between theory and practical.	0	0	1	10	10	4.43
		0	0	5	48	48	88.57
3	Aims and objectives of the syllabi are well defined and clear to teachers and students.	0	0	2	6	13	4.52
		0	0	10	29	62	90.48
4	The programme /syllabus of this subject increased my knowledge and perspective in the subject area.	0	0	0	7	14	4.67
		0	0	0	33	67	93.33
5	I have the freedom to propose, modify, suggest and incorporate new topics in the syllabus.	0	0	1	10	10	4.43
		0	0	5	48	48	88.57
6	Moodle platform has helped in providing syllabus content and additional course based reading material.	0	0	2	13	6	4.19
		0	0	10	62	29	83.81
7	Necessity of CBCS to all the programme in the light teaching and learning system.	0	0	0	6	15	4.71
		0	0	0	29	71	94.29
8	Present form CBCS pattern provides significant elective papers across faculty.	0	0	0	12	9	4.43
		0	0	0	57	43	88.57
9	Necessity of language lab for teachers and students.	0	1	2	10	8	4.19
		0	5	10	48	38	83.81
10	The college has given me full freedom to adopt new techniques / strategies of teaching such as group discussions, seminar presentations and learners' participation.	0	0	1	7	13	4.57
		0	0	5	33	62	91.43
11	I have the freedom to adopt new techniques / strategies of testing and assessment of students.	0	0	1	6	14	4.62
		0	0	5	29	67	92.38

Ashwini S. Raibagkar
Mrs. Ashwini S. Raibagkar
 Coordinator Feedback Analysis Committee
 College of Non-Conventional
 Vocational Courses for Women,
 Kolhapur

Jyoti R. Hiremath
Mrs. Jyoti R. Hiremath
 IQAC Coordinator
 College of Non-Conventional
 Vocational Courses for Women,
 Kolhapur
 ESTD
 1994
 KOLHAPUR
 CNCVCW

Dr. A. R. Kulkarni
Dr. A. R. Kulkarni
 Principal
 College of Non-Conventional
 Vocational Courses for Women,
 Kolhapur

12	The prescribed books are available in the Library in Sufficient numbers.	0	0	0	13	8	4.38
		0	0	0	62	38	87.62
13	The environment in the College is conducive to teaching and research.	0	1	1	9	10	4.33
		0	5	5	43	48	86.67
14	ICT facilities in the college are adequate and satisfactory.	0	1	3	8	9	4.19
		0	5	14	38	43	83.81
15	Separate space in college Canteen is available for Teachers.	1	1	1	11	7	4.05
		5	5	5	52	33	80.95
16	Toilets / washrooms are clean and properly maintained.	0	0	2	11	8	4.29
		0	0	10	52	38	85.71
17	The classrooms are clean and well maintained.	0	0	1	9	11	4.48
		0	0	5	43	52	89.52
18	Administrative Staff of College is very supportive.	0	0	1	10	10	4.43
		0	0	5	48	48	88.57
19	My teaching Feedback from students shared by Principal helps to understand my strengths and weaknesses.	0	0	0	9	12	4.57
		0	0	0	43	57	91.43
	Average Score of Teacher's Feedback on all questions						4.42
	%age Score of Teacher's Feedback on all questions						88.32

Observations:-


• Teachers Feedback Survey was carried in prescribed format through Google platform. As per requirement, teachers from all the departments were taken as respondents. The responses were taken on 5 point scale for interpreting data, five classes were considered


- 5 Strongly Agree
- 4 Agree
- 3 Neutral
- 2 Disagree
- 1 Strongly Disagree


• The average score on all questions was 4.42 (88.32%) that indicates a very good response from teachers.

• The data with two highest scores of 4.67 (99.33%) and 4.62 (92.38%) which indicate that, programme/syllabus of the subject increased the knowledge and perspective of teachers in their subject area and they also got freedom to adopt new techniques/ strategies of testing and assessing the students.

• Two minimum scores were 4.05 (80.95%) and 4.19(83.81%) which indicates separate space for teachers in college canteen and ICT facilities may be enhanced.


Mrs. Ashwini S. Raibagkar
 Coordinator Feedback Analysis Committee
 College of Non-Conventional
 Vocational Courses for Women,
 Kolhapur


Mrs. Jyoti R. Hiremath
 IQAC Coordinator
 College of Non-Conventional
 Vocational Courses for Women,
 Kolhapur


Dr. A. R. Kulkarni
 Principal
 College of Non-Conventional
 Vocational Courses for Women,
 Kolhapur



COLLEGE OF NON-CONVENTIONAL VOCATIONAL COURSES FOR WOMEN

Analysis of Alumni Feedback for the academic year 2020-21

Total Number of Alumni : 60

Ques. No.	Question	No. (and %) of Alumni Responded on 1 to 5 Scale					Average Score and % Score
		1	2	3	4	5	
1	Usefulness of programme curriculum to your current job / higher education	1	5	16	24	14	3.75
		2	8	27	40	23	75.00
2	Infrastructure facility of College	1	2	18	29	10	3.75
		2	3	30	48	17	75.00
3	Teaching Faculty of College	1	3	17	22	17	3.85
		2	5	28	37	28	77.00
4	Non-Teaching Staff	0	3	24	21	12	3.70
		0	5	40	35	20	74.00
5	ICT Facility	0	7	24	23	6	3.47
		0	12	40	38	10	69.33
6	Library Facility	0	3	21	17	19	3.87
		0	5	35	28	32	77.33
7	Canteen Facility	10	15	25	6	4	2.65
		17	25	42	10	7	53.00
8	Significance of Add-On Courses	2	3	19	21	15	3.73
		3	5	32	35	25	74.67
9	Memories with College	0	0	8	14	38	4.50
		0	0	13	23	63	90.00
10	Overall rating of College	1	3	11	25	20	4.00
		2	5	18	42	33	80.00
	Average Score of Alumni Feedback on all questions						3.73
	Percentage Score of Alumni Feedback on all questions						74.53

Observations:- Alumni Feedback Survey was carried in prescribed format through Google platform. As per requirement, Alumni from all the departments were taken as respondents. The responses were taken on 5 point scale for interpreting data, five classes were considered

- 5 Excellent
- 4 Very Good
- 3 Good
- 2 Average
- 1 Poor

The average score of alumni feedback was 74.53% (3.73) which indicates that there is good to very good response from Alumni. The data with two highest score of 90.00% (4.50) and 80.00% (4.00) indicates alumni had excellent memories with college and excellent overall rating of college. Two lowest score of 69.33% (3.47) and 53.00% (2.65) indicates strengthening of ICT facility by college and improvement in canteen facility of college respectively.

Suggestions made by Alumni:

- Organising Training Programmes and International Conference.
- More emphasis on practical work.
- Placement facility to be strengthened.

A. Raibagkar
Mrs. Ashwini S. Raibagkar
 Coordinator Feedback Analysis Committee
 College of Non-Conventional
 Vocational Courses for Women,
 Kolhapur



J. Math
Mrs. Jyoti R. Hiremath
 IQAC Coordinator
 College of Non-Conventional
 Vocational Courses for Women,
 Kolhapur

A. Kulkarni
Dr. A. R. Kulkarni
 Principal
 College of Non-Conventional
 Vocational Courses for Women,
 Kolhapur
PRINCIPAL
College of Non-Conventional
Vocational Courses For Women
Kolhapur

COLLEGE OF NON-CONVENTIONAL VOCATIONAL COURSES FOR WOMEN

Analysis of Employer's Feedback for the academic year 2020-21

Total Number of Employers : 24

Ques. No.	Question	No. (and %) of Employers Responded on 1 to 5 Scale					Average Score and % Score
		1	2	3	4	5	
1	Ability to contribute to the goal of the organization.	0	0	2	11	11	4.38
		0	0	8	46	46	87.50
2	Planning and organization skills.	0	0	3	11	10	4.29
		0	0	13	46	42	85.83
3	Communication skills and Soft Skills.	0	0	3	10	11	4.33
		0	0	13	42	46	86.67
4	Obedience and relationship with Senior	0	1	3	6	14	4.38
		0	4	13	25	58	87.50
5	Attitude to work in Team.	0	1	3	5	15	4.42
		0	4	13	21	63	88.33
6	Willingness to learn new techniques, adopt new ideas etc	0	1	3	6	14	4.38
		0	4	13	25	58	87.50
7	Involvement in social activities.	0	1	4	12	7	4.04
		0	4	17	50	29	80.83
8	Simplicity and sense of belonging.	0	0	4	10	10	4.25
		0	0	17	42	42	85.00
9	Knowledge in core competency area.	0	0	3	10	11	4.33
		0	0	13	42	46	86.67
10	Strengthening of IIC for Industrial/Field visit/Internship.	0	1	3	9	11	4.25
		0	4	13	38	46	85.00
11	Your preparedness to revisit college for Campus interview /Industry Institute Interaction	1	0	3	8	12	4.25
		4	0	13	33	50	85.00
12	Overall performance output.	0	0	2	10	12	4.42
		0	0	8	42	50	88.33
	Average Score of Employer's Feedback on all questions						4.31
	Percentage Score of Employer's Feedback on all questions						86.18
Observations:- Employer Feedback was carried in a prescribed format through Google platform. A total of 24 employers responded to the survey. The responses were taken on 5 point scale for interpreting the data. Five classes were considered. 5 Excellent 4 Very Good 3 Good 2 Average 1 Poor •The average score on all questions was 86.18% (4.31) that indicates a very good response by the employers •The data with two highest scores of 88.33% (4.42) indicates attitude to work in team and positive overall output. •However, students need to improve upon their involvement in social activities.							
Suggestions made by the employers • More site visits to increase the practical knowledge of students. • More efforts to be taken by college for improving communication skills of the college							

A. S. Raibagkar
 Mrs. Ashwini S. Raibagkar
 Coordinator Feedback Analysis Committee
 College of Non-Conventional
 Vocational Courses for Women,
 Kolhapur

J. Hiremath
 Mrs. Jyoti R. Hiremath
 IQAC Coordinator
 College of Non-Conventional
 Vocational Courses for Women,
 Kolhapur

A. R. Kulkarni
 Dr. A. R. Kulkarni
 Principal
 College of Non-Conventional
 Vocational Courses for Women,
 Kolhapur
PRINCIPAL,
 College of Non-Conventional
 Vocational Courses For Women
 Kolhapur

