

SHIVAJI UNIVERSITY KOLHAPUR

Bachelor of Arts in MULTIMEDIA

B.A. (MULTIMEDIA) PART-III

(Semester V and Semester VI)

(Syllabus to be implemented from June 2020 onwards)





PRINCIPAL,
College of Non-Conventional
Vocational Courses For Women
Kolhapur

Semester V

COURSE STRUCTURE B.A.(MULTIMEDIA) SEM - V

SR.NO.	SUBJECTS	TEACHING SCHEME	
		THEORY	PRACTICAL
		NUMBER OF LECTURES	NUMBER OF LECTURES
1	2D and 3D Animation I	03	03
2	News Reporting and Editing I	03	03
3	Digital Editing I	03	03
4	Realistic Concept of Animation and Special Effects I	03	03
5	Video Production Techniques I	03	03
6	Project Management and Estimation I	04	-
7	2D and 3D Animation (Practical)	-	03
8	News Reporting and Editing (Practical)	-	03
	TOTAL	19	21
	TOTAL HOURS	40	




PRINCIPAL,
College of Non-Conventional
Vocational Courses For Women,
Kolhapur.

REVISED SYLLABUS FOR
BA (Multimedia) Part III
Sem. V
Paper I: 2D & 3D Animation I
Total Contact Lecture: 48 lectures of 45 minutes

Theory: 50 marks

Objectives: - By studying 2D & 3D Animation students can understand what is actual optical illusion is? & how to it works. How to give soul to nonliving things & create interest in videos student can able to present their visualizations more meaningfully by applying these techniques which is widely used in multiple professions to give this of their products information to crowd at a time in a simpler way & in short period of time.

Unit 1:- Introduction to Animation (12 Lectures)

What is Animation, History of Animation, Animator, Types of Animation, Flip book, Work on optical illustration, Stop motion Animation, Traditional Animation, Computer Animation, Process of Animation – Preproduction, Process – Production, Process – Postproduction

Unit 2:- Preproduction (12 Lectures)

Story Script Writing, Story Boarding, Character Designing, Background Designing, Colour Theory, X-sheet, Production Team & Workflow, Project Management, Animation Principles – Part I, Animation Principles – Part II, Animation Principles – Part III, Animation Principles – Part IV (3 Principles in Each Session/lecture)

Unit 3:- Computer Animation 2D (12 Lectures)

Software Introduction, Tracing, Key Poses, Break Downs, In-betweens, Timeline, Layers, Frame by Frame Animating, Tween Animation, Masking, Motion Path, Symbols & their Working


Unit 4:- Computer Animation 3D (12 Lectures)

Software Introduction, Interface Introduction, Basic of Modeling, Cow poly Modeling, Texturing – Materials, Lights, Camera, Modifiers, Time Line, Impact & Export – File Formats, Skinning & Rigging, Rendering

References: -


- 1) Animation from pencils to pixels – Tony White
- 2) The Animator's Eye – Francis Glebas
- 3) The Nine Old Man – Andreas Deja
- 4) Directing for Animation – Tony Bancraft




PRINCIPAL,
College of Non-Conventional
Vocational Courses For Women
Kolhapur.

- 5) Animation Tip & Tricks – Shawn Kelly
- 6) Character Animation Crash Course – Eric Goldberg
- 7) The Animator’s Survival Kit – Richard Williams
- 8) Animation the Mechanics of Motion – Chris Webster
- 9) Creating 3D Animation – Peter Cord & Brain Siebly




PRINCIPAL,
College of Non-Conventional
Vocational Courses For Women
Kolhapur.

BA (Multimedia) Part III
Sem. V
Paper II: News Reporting and Editing - I

Total Contact Lecture: 48 lectures of 45 minutes

Theory: 50 marks

Objective: To develop candidates News Reporting and editing skills.

Unit 1

- Defining Communication
- Type of Communication
- The three stages of interpersonal Communication
- Group communication
- Mass Communication
- Western Models of Communication

Unit 2

- The Lasswell Model
- The Shannon and weaver model
- The Osgood and schramn circular model
- Indian Communication theories
- Mass Communication and culture
- Mass culture
- Popular culture
- Folk culture


Unit 3

- What is Journalism?
- What is News?
- News structure inverted pyramid
- Who , what ,where , when ,why and how ? An introduction to journalism
- Where does news come from?
- The journalist as investigator
- The journalist as entertainer

Unit 4

- Interviewing
- Writing news
- Writing features
- Sources of the news
- Headlines
- Photography





PRINCIPAL,
College of Non-Conventional
Vocational Courses For Women
Kolhapur.

- Information graphics
- Publication design
- Editing for news

Reference Book :

- Media and communication – C.S.Rayudu, Himalaya Publishing House
- Dynamics of Media Editing – Vincent F. Filak , sage
- Mass communication in India – Keval .J. Kumar - jaico books
- Public Relations and Socail Theory key – Oyvind Ihlen, betteke van Ruler, Magnus Fredriksson – Routlege
- Journalism – second edition – Tony harcup –sage
- Mass communication in india - Keval .J. Kumar –jaico books




PRINCIPAL,
College of Non-Conventional
Vocational Courses For Women
Kolhapur.

BA (Multimedia) Part III
Sem. V
Paper III: Digital Editing I
Total Contact Lecture: 48 lectures of 45 minutes

Theory: 50 marks

Practical: 50 marks

Objectives: Learn the basics of Adobe Illustrator. Explore basic skills like working with color, creating and combining shapes, and using gradients. Create a basic landscape drawing and some simple logos -- and during the process we'll learn concepts important to creating artwork in Illustrator, such as working with paths, anchor points, and saving our finished artwork in different formats.

Unit 1

- Introduction to Illustrator
- Create Document
- Workspace
- Create Document
- Rulers, grids and guides
- Supported file formats

Unit 2

- Drawing Basics
- Draw simple lines and shapes
- Edit Path
- Create 3D Object
- Draw With the Pen, Curvature, or Pencil tool
- About Color
- Gradients
- Paint with fills and strokes
- Brushes

Unit 3

- Meshes
- Patterns
- Select Object
- Move, align, and distribute objects
- Group Objects



Dekeleth
PRINCIPAL,
College of Non-Conventional
Vocational Courses For Women
Kolhapur.

- Lock, hide and delete objects
- Duplicate Objects
- Rotate and reflect objects

Unit 4

- Transform object
- Edit Clipping Mask
- Save and Export
- Work with effects
- Drop shadows, glows and feathering
- Pathfinder
- File Extensions


Reference Book:

- Draw! Draw! Draw!– Mark Kistler
- Adobe for fashion – Robin Schneider
- Adobe Illustrator CC For Dummies- David Karlins
- Workshop for Designers - Arpad Ronaszegi

Paper III: Digital Editing (Practical)

- Introduction to Illustrator
- Raster vs Vector
- Tool Box
- Tool Box
- Pathfinder
- Save vs Export
- Colors
- Blend
- Offset Path
- Clipping Mask
- Text
- Logo Design
- Effects




PRINCIPAL,
 College of Non-Conventional
 Vocational Courses For Women
 Kolhapur.

BA (Multimedia) Part III

Sem. V

Paper IV: Realistic Concept of Animation and Special Effects I

Total Contact Lecture: 48 lectures of 45 minutes

Theory: 50 marks

Practical: 50 marks

Objectives: Adobe Premiere Pro CC is a powerful program for capturing footage from a variety of devices and assembling it into professional-quality video with sophisticated transitions, special effects, and text. You can also use Premiere Pro to export your video to many popular formats that your viewers can watch on a wide range of screens, including desktop computers and mobile devices like phones and tablets.

Unit 1

- Introduction to Adobe Premiere Pro
- Workspace and workflows
- Video Resolutions
- Project setup in Premiere Pro
- Importing footage into Premiere Pro
- Supported file formats
- Importing sequences, clip lists, and compositions

Unit 2

- Editing sequences and clips in Premiere Pro
- Add Clip to Sequences
- Find, Select, and Group Clips in Sequence
- Working With Markers
- Trimming Clips
- Create titles
- About Effects
- Applying, removing, finding and organizing effects
- Viewing and adjusting effects and key frames

Unit 3

- Effect presets
- Masking and Tracking
- Transition overview: applying transitions
- Modifying and customizing transitions




PRINCIPAL,
College of Non-Conventional
Vocational Courses For Women
Kolhapur.

- Changing duration and speed of clips
- Motion: Position, Scale, and rotate Clips
- Adjustment Layers
- Color Correction Effects

Unit 4

- Three-Way Color Corrector
- Audio effects and transitions
- Working with audio transitions
- Applying effects to audio
- Animation and Key frames in Premiere Pro
- Adding and setting keyframes
- Render in Premiere pro

Reference Book :

- Creating Motion Graphics with After Effects– Chris Meyer, Trish Meyer
- After Effects Apprentice – Trish Meyer
-

Paper IV: Realistic Concept of Animation and Special Effects (Practical)

1. Introduction to Premiere Pro
2. Video Resolutions
3. Importing sequences, clip lists, and compositions
4. Working With Markers
5. Applying, removing, finding and organizing effects
6. Editing sequences and clips in Premiere Pro
7. Masking and Tracking
8. applying transitions
9. Changing duration and speed of clips
10. Color Correction Effects
11. Working with audio transitions
12. Applying effects to audio
13. Render in Premiere pro



[Signature]
PRINCIPAL,
 College of Non-Conventional
 Vocational Courses For Women
 Kolhapur.

BA (Multimedia) Part III

Sem. V

Paper V: Video Production Techniques - I

Total Contact Lecture: 48 lectures of 45 minutes

Theory: 50 marks

Practical: 50 marks

Objectives: To develop candidates with News Reporting and Editing skills.

Unit 1

- Introduction to video production
- Visual language syllabus Of news reporting and editing, Video production Techniques
- What is video?
- Video Camera and support systems
- Parts of a Video camera
- On/off/ record /pause button
- Lens
- Viewfinder
- Led viewfinder
- Zoom


Unit 2

- Internal microphone
- Types of video cameras : tapes and tapeless
- How the camera works
- Developing idea in video production
- Budget
- Duration
- Time
- Don't let your ideas go to waste
- Elements of Video Production :- Scriptwriting
- Scriptwriting basics

Unit 3

- Elements of Video Production :- lighting/ shooting
- Lighting for video production
- Elements of Video Production :- Sound
- Sound
- Music
- Background sound
- Foley sound
- Elements of Video Production :- Editing
- Introduction video Editing
- Pre-Production and Post-production




PRINCIPAL,
College of Non-Conventional
Vocational Courses For Women
Kolhapur.

Unit 4

- What is script or screenplay
- Screenplay writing
- What is storyboard?
- Role of storyboard in video production
- What storyboard look like
- Different storyboarding methods
- Screenplay and storyboard
- How does video camera works
- Video camera and support systems
- SLR camera
- DSLR camera

Reference Book :-

- A writes's commonplace book – rosemary friedman –mical o'mara books limited.
- Digital film making – mike figgis –faber and faber
- Short films , how to make and distribute them – Nathan parker- creative essentials
- Video production –second edition – vasuki belavadi –oxford




PRINCIPAL,
College of Non-Conventional
Vocational Courses For Women
Kolhapur.

(Faint, mirrored text from the reverse side of the page)
PRINCIPAL,
College of Non-Conventional
Vocational Courses For Women
Kolhapur.

Paper V: Video Production Techniques (Practical)

Unit 1

- Scriptwriting
- Storyboard template
- Camera handling
- On/off/ record /pause button
- Shutter speed setting
- Aperture setting
- White balance setting
- White balance setting for indoor

Unit 2

- White balance setting for outdoor
- IOS setting
- Camera modes
- Mode dial
- Auto mode
- Manual mode setting
- Portrait mode
- Landscape mode
- Camera movements
- Dolly

Unit 3

- Boom/JIB
- PAN
- TILT
- ROLL
- Truck
- Camera angles

Unit 4

- Eye level angles
- Low angles
- High angles
- Dutch angles
- Ground level angles
- Overhead angles
- Areal angles




PRINCIPAL,
College of Non-Conventional
Vocational Courses For Women
Kolhapur.

BA (Multimedia) Part III
Sem. V
Paper VI: Project Management & Estimation I
Total Contact Lecture: 48 Lectures of 45 minutes

Theory : 50 Marks

Objectives:

To understand the aspects of Project Management from concept ,principles, practices to finalization of projects.

UNIT 1 : Basics of Project Management

Introduction, Need for Project Management, Project Management Principles
Characteristics and types of project

UNIT 2 : Project Management Processes

Introduction , The Project Life Cycle – Meaning and various phases of project life cycle
, Project scope Vs Product scope

UNIT 3: Project Identification and Selection

Introduction, Project Identification Process, Project Initiation, Pre-Feasibility
Study, Detailed Project Report (DPR)

UNIT4 : Project Appraisal

Introduction ,Types of Appraisals –Technical , Commercial, Financial ,Economic ,
Management and Social Cost Benefit Analysis , Project Risk

References :

1. Project Management – by Clifford F Gray, Erik W Larson and Gautam V Desai
2. Project Management –Planning and Control Techniques by Rory Burke “ Wiley Student Edition’
3. Project Management –by Gido Clements
4. Production and Operations Management by S A Chunawalla ,D R Patel ,Himalaya Publishing House
5. Production And Materials Management –by K Shridhara Bhat ,Sowmya R Rao- Himalaya Publishing House




PRINCIPAL,
College of Non-Conventional
Vocational Courses For Women
Kolhapur.

Semester VI

COURSE STRUCTURE B.A.(MULTIMEDIA) SEM - VI

SR.NO.	SUBJECTS	TEACHING SCHEME	
		THEORY	PRACTICAL
		NUMBER OF LECTURES	NUMBER OF LECTURES
1	2D and 3D Animation II	03	03
2	News Reporting and Editing II	03	03
3	Digital Editing II	03	03
4	Realistic Concept of Animation and Special Effects II	03	03
5	Video Production Techniques II	03	03
6	Project Management and Estimation II	04	-
7	2D and 3D Animation (Practical)	-	03
8	News Reporting and Editing (Practical)	-	03
	TOTAL	19	21
	TOTAL HOURS	40	




PRINCIPAL,
College of Non-Conventional
Vocational Courses For Women
Kolhapur.

BA (Multimedia) Part III Sem. VI

Paper I: 2D & 3D Animation II

Total Contact Lecture: 48 lectures of 45 minutes

Theory: 50 marks

Objectives: - By studying 2D & 3D Animation students can understand what is actual option illusion is? & How to it works. How to give soul to nonliving things & create interest in videos student can able to present their visualizations more meaningfully by applying these techniques which is widely used in multiple professions to give this of their products information to crowd at a time in a simpler way & in short period of time.

Unit 1:- Production (12 Lectures)

Kay Frames, In-betweens, Breakdowns, Scanning, Inking, Cleanup, Layout Setup, Voice-Audio Files, Staggering, Frames Per Second, Timing for Animation, Footage Making with respect to Aspect Ratio

Unit 2:- Post-Production (12 Lectures)

Rendering of Movie, Background Music, Special Effects, Footage Editing, Scenes, Rain Effect in 2D, Starving Effect in 2D, How to Use Graphics in 2D, How to Use Movie in 2D, How to Use Library in 2D, Archs in Drawings, Character Model Sheets for 2D as well as for 3D

Unit 3:- Computer Animation 2D (12 Lectures)

Run Cycle – Character Animation, Walk Cycle - Character Animation, Jumping - Character Animation, Lifting Weigh - Character Animation, Lip Synch, Expressions of Characters, Vegetarian Animal – Walk Cycle, Non-Vegetarian Animal – Walk Cycle, Bird Flying Animation, Use of Sound / Audio Files for Animation, Vehicles Animation, Background Movements


Unit 4:- Computer Animation 3D (12 Lectures)

Auto Key Animation, Ghosting, Dummy Object & Animation, Track View – Dope Sheet, Looping Animation, Weight List Controllers, Set Key Animation, Path Constraint & Path Deform Animation Methods, Schematic View Improvement, Animation Control Through List Controllers, Morphing, Sound Track Editing

References: -

- 1) Cartoon Animation – Preston Blain
- 2) Gesture Drawing for Animation – Walt Stanchfield
- 3) Producing Independent 2D Characters Animation – Mark Simon
- 4) 3D Animation for the RAW Beginner using Images – Roger Buzz King




PRINCIPAL,
College of Non-Conventional
Vocational Courses For Women
Kolhapur

BA (Multimedia) Part III
Sem. VI
Paper II: News Reporting and Editing - II

Total Contact Lecture: 48 lectures of 45 minutes

Theory: 50 marks

Objective: To develop candidates News Reporting and editing skills.

Unit 1

- A short history of Indian Journalism
- News and News Values
- Media Law and Ethics
- freedom of speech and expression
- Article 19(1)(a)
- copyright act in india The (Indian) Copyright Act, 1957
- Freedom of the press : The right to publish

Unit 2

- history of radio
- Development of Radio as Mass Medium
- Indian Broadcasting : The Early years
- All India Radio at Independence
- All India Radio in late 1990s
- FM Broadcasting
- FM radio
- Radio Journalism
- Radio news
- live studio broadcast
- Radio bulletin
- radio interview

Unit 3

- Early Experiments in Television
- The story of Indian Television
- Cable TV
- Satellite TV
- Television and Journalism
- Visual communication
- communicating with still pictures and video
- shooting with TV camera
- camera mounting
- Colour balance



Debabrata
PRINCIPAL,
College of Non-Conventional
Vocational Courses For Women
Kolhapur,


Unit 4

- basic shots and camera movement.
- News in Television
- formats of TV news
- studio interview
- studio discussion
- studio chat shows with audience participation
- TV documentary production
- History of internet
- online journalism

Reference Book :

- Media and communication – C.S.Rayudu, Himalaya Publishing House
- Dynamics of Media Editing – Vincent F. Filak , sage
- Mass communication in India – Keval .J. Kumar - jaico books
- Public Relations and Socail Theory key – Oyvind Ihlen, betteke van Ruler, Magnus Fredriksson – Routlege
- Journalism – second edition – Tony harcup –sage
- Mass communication in india - Keval .J. Kumar –jaico books




PRINCIPAL,
College of Non-Conventional
Vocational Courses For Women
Kolhapur.

BA (Multimedia) Part III
Sem. VI
Paper III: Digital Editing II
Total Contact Lecture: 48 lectures of 45 minutes

Theory: 50 marks

Practical: 50 marks

Objectives: Adobe InDesign is the industry-leading layout and page design software for print and digital media. Create beautiful graphic designs with typography from the world's top foundries and imagery from Adobe Stock. Quickly share content and feedback in PDF. Easily manage production with Adobe Experience Manager. InDesign has everything you need to create and publish books, digital magazines, eBooks, posters, interactive PDFs and more.


Unit 1

- Introduction to InDesign
- Workspace basics
- Create New Document
- Adjust workflow
- Save documents
- Create a book files
- Add basic page numbering
- Create a text and text frames
- About page

Unit 2

- Create type on a path
- Linked content
- Align and distribute object
- Layout frames and pages
- Clipping Path
- Grids
- Threading text
- Wrap text around objects
- Bullets and numbering
- Find and Change
- Work with swatches
- Gradients




PRINCIPAL,
College of Non-Conventional
Vocational Courses For Women
Kolhapur.

Unit 3

- Paragraph and character styles
- Drop caps and nested style
- Work with style
- Tab and indents
- Format paragraphs
- Align text
- Leading
- Kerning and tracking

Unit 4

- Format tables
- Create tables
- Table strokes and fills
- Hyperlinks
- Dynamic PDF documents
- Bookmarks
- Buttons


Reference Book :

- The Adobe InDesign Creative Cloud Revealed– Chris Botello
- Adobe InDesign CC on Demand– Steve Johnson

Paper: Digital Editing (Practical)

1. Introduction to Indesign
2. Text
3. Tool Box
4. Tool Box
5. Swatches
6. Links
7. Pages
8. Layout
9. Type
10. Object
11. Table
12. PDF
13. Wrap
14. Creating a Magazine




PRINCIPAL,
College of Non-Conventional
Vocational Courses For Women
Kolhapur.

BA (Multimedia) Part III

Sem. VI

Paper IV: Realistic Concept of Animation and Special Effects II

Total Contact Lecture: 48 lectures of 45 minutes

Theory: 50 mark

Practical: 50 marks

Objectives: Adobe Premiere Pro CC is a powerful program for capturing footage from a variety of devices and assembling it into professional-quality video with sophisticated transitions, special effects, and text. You can also use Premiere Pro to export your video to many popular formats that your viewers can watch on a wide range of screens, including desktop computers and mobile devices like phones and tablets.

Unit 1

- Introduction to After Effects
- Workflows
- System requirements
- Workspaces
- Workspaces, Panels and viewers
- Projects
- Composition basic
- Pre-composing, nesting and pre-rendering


Unit 2

- Importing Footage
- Importing and interpreting footage item
- Layers and Properties
- Creating Layers
- Selecting and arranging Layers
- Managing Layer
- Layer Properties
- Blending modes and layer styles

Unit 3

- 3D Layer
- Camera, Lights, and points of interest
- Animation and key frames
- Animation basics
- Setting, Selecting, and deleting key frames




PRINCIPAL,
College of Non-Conventional
Vocational Courses For Women
Kolhapur.

- Editing, moving, and copying key frames
- Tracking 3D camera movement
- Face Tracking
- Animation with Puppet tool
- Tracking and stabilizing motion
- Color basic

Unit 4

- Text
- Creating and editing text Layer
- Formatting Paragraphs and the Paragraph panel
- Alpha channels, mask and mattes
- Keying
- Roto brush, Refine Edge
- Layer markers and composition markers
- Rendering and exporting

Reference Book:

- The After Effects Illusionist: All the Effects in One Complete Guide – Chad Perkins
- The Cool Stuff in Premiere Pro– Jarle Leirpoll, Dylan Osborn

Paper IV: Realistic Concept of Animation and Special Effects (Practical)

1. Creating a new project/composition
2. Key frame
3. Arrange, organize and navigate layers
4. Fun with shape layers
5. Examples of effects / Applying effects
6. Mask
7. Tracking
8. Working with transparency
9. Type
10. Green Screen
11. Track Matte
12. Basic Sky Replacement
13. Color grading and look
14. 3D tracking
15. Exporting




PRINCIPAL,
 College of Non-Conventional
 Vocational Courses For Women,
 Kolhapur.

BA (Multimedia) Part III
Sem. VI
Paper V: Video Production Techniques - II
Total Contact Lecture: 48 lectures of 45 minutes

Theory: 50 marks

Practical: 50 marks

Objectives: To develop candidates with News Reporting and Editing skills.

Unit 1

- MIRRORLESS camera
- Depth of field
- Camera position
- Camera Framing
- Camera angles
- Speed
- Color
- Types of shot
- Camera moves
- Aspect ration

Unit 2

- Video resolution
- Analogue
- Digital
- Resolution
- Why use a higher resolution?
- PAL/ NTSC
- STANDARD - DEFINITION (SD) /SDTV
- HIGH – DEFINITION (HD) /HDTV
- What is FPS?
- What is 24/25p?

Unit 3

- 1080p/1080i/720p
- HDV
- Digital video formats and tapes
- **Types of Camera's**
- LENSES AND FILTERS
- Lens basics
- Lens types
- Focus
- White balance
- Outdoor White balance



Netaled
PRINCIPAL,
College of Non-Conventional
Vocational Courses For Women
Kolhapur.

Unit 4

- Indoor White balance
- Aperture
- Lens speed
- Filters
- LIGHTING
- Exposure
- Mood
- Light temperature and color
- Brightness
- Light meter
- Types of light
- Light control
- The basics of lighting
- 3 point lighting
- GRIP GEAR
- Tripod
- Monopod
- JiB/Boom
- Steadicam
- EDITING
- Linear editing
- NON-Linear editing
- Cuts and transitions
- Sound editing
- Dialogue
- Sound effects / Foley
- Music

Paper V: Video Production Techniques (Practical)

Unit 1

- Types of camera shots
- Establishing shots
- Wide
- Medium
- Close –up
- Extreme close up
- High angle

Unit 2

- Two shots
- Over the shoulder shot
- Perspective shot
- Point of view shot




PRINCIPAL,
College of Non-Conventional
Vocational Courses For Women
Kolhapur.

Unit 3

- Sound recording -1
- Sound recording -2
- Sound recording -3
- Sound recording -4

Unit 4

- Video editing
- Types of cuts in Video editing
- Basic transitions in in Video editing
- Fade in –fade out
- Zoom
- Pan
- Wipe
- Export file



Kekale
PRINCIPAL,
College of Non-Conventional
Vocational Courses For Women
Kolhapur.

BA (Multimedia) Part III
Sem. VI
Paper VI: Project Management & Estimation II
Total Contact Lecture: 48 Lectures of 45 minutes

Theory : 50 Marks

Objectives:

To understand the aspects of Project Management from concept ,principles, practices to finalization of projects.

UNIT 1: PERT and CPM

Introduction, Determination of the Critical Path, Project Scheduling using PERT & CPM Problems on PERT ,CPM to be discussed

Unit 2: Organizational Structure

Introduction, Concept of Organisational Structure, Roles and Responsibilities of Project Manager, Leadership Styles for Project Managers, Conflict Resolution, Team Management and Diversity Management

Unit 3 - Project Performance Measurement and Evaluation:

Introduction ,Performance Measurement, Productivity, Project Performance Evaluation, Benefits and Challenges of Performance Measurement and Evaluation

Unit 4 - Project Execution and Control:

Introduction, Project Execution, Project Control Process, Purpose of Project Execution and Control

References :

1. Project Management – by Clifford F Gray, Erik W Larson and Gautam V Desai
2. Project Management –Planning and Control Techniques by Rory Burke “ Wiley Student Edition’
3. Project Management –by Gido Clements
4. Production and Operations Management by S A Chunawalla ,D R Patel ,Himalaya Publishing House
5. Production And Materials Management –by K Shridhara Bhat ,Sowmya R Rao- Himalaya Publishing House




PRINCIPAL,
College of Non-Conventional
Vocational Courses For Women
Kolhapur

Paper VII: 2D & 3D Animation Practical

Practical: 50 marks

1. Flip Book
2. Thoumatrop
3. Cut Out Animation
4. Clay Animation
5. Stop Motion Animation
6. Script Writing
7. Story Boarding
8. Character Designing
9. Background Designing
10. X-sheet
11. Key Frame + In-between
12. Frame by Frame Animation
13. Tween Animation – Shape Tween & Motion Tween
14. Masking
15. Motion Path
16. Symbols – Graphics + Movie + Button
17. Simple Object Modeling in 3D – Chair
18. Simple Character Modeling in 3D
19. Material Application to Object
20. Lights Application
21. Camera Application
22. Modifiers
23. Skinning & Rigging
24. Rendering
25. Character Sheet (Model Sheet)
26. Character Tracing in 2D
27. Background Tracing in 2D
28. Run Cycle – 2D
29. Walk Cycle – 2D
30. Lip Synch
31. Animal Walk Cycle – 2D
32. Character Modeling in 3D – Low Poly
33. Material to Character
34. Ragging to Character
35. Object Modeling
36. Light Effects on Object
37. Set Key Animation
38. Auto Key Animation
39. Walk Through




PRINCIPAL,
College of Non-Conventional
Vocational Courses For Women
Kolhapur.

40. Interior Spaces Modeling
41. Bouncing Ball – 2D + 3D
42. Pendulum – 2D + 3D
43. Rendering in 3D of Animation
44. Object Animation (Modeled in 3D as per above scheduled)



[Handwritten Signature]
PRINCIPAL,
College of Non-Conventional
Vocational Courses For Women,
Kolhapur.

BA (Multimedia) Part III
Sem. V
Paper VIII: News Reporting and Editing (Practical)

Practical: 50 marks

- news analysis of newspaper
- news analysis - Radio
- news analysis – Tv
- news analysis - Online
- report on 1 Folk culture topic
- Comparative study of a news in different newspapers
- Writing news
- Writing news for political events
- Writing news for business
- Writing news for sports
- Recording news for Radio
- Radio
- Radio bulletin news
- TV news recording
- Chroma key
- news bulletin for TV
- online news – in the format of Text/ audio/ video




PRINCIPAL,
College of Non-Conventional
Vocational Courses For Women
Kolhapur.


BA (Multimedia) Part III

Sem. V

Paper IX: Internship report/Project/Assignment/Display

200 marks




PRINCIPAL,
College of Non-Conventional
Vocational Courses For Women
Kolhapur.