

COLLEGE OF NON-CONVENTIONAL VOCATIONAL COURSES FOR WOMEN, KOLHAPUR

Students feedback from 2016-17 to 2020-21

Feedback is collected online analysed and actions taken accordingly for better academic and support facilities.

I. Collection of feedback :

Feedback on teaching performance of every teacher is taken from the student at the end of every semester. The important parameters considered for the feedback are punctuality, command on language, subject knowledge, self confidence, use of teaching aids, lectures as per time table, completion of teaching as per teaching plan, intimation of internal assessment in time, providing learning outputs through case study, study tours etc, maintaining discipline in the class and encouraging students participation in class.

Feedback is taken using online platform with well defined, objective oriented questions on 5 point scale. By and large 70 to 80% of students actively take part in feedback process. One of the important aspects of the feedback system is that identity of student is not disclosed.

Year	Total Students Respondents
2020-21	754 out of 1188
2019-20	768 out of 1216
2018-19	957 out of 1248
2017-18	563 out of 608
2016-17	588 out of 601
Total	3630 out of 4861
Percentage	74.68 %



II. Analysis of students feedback :

Analysis of students feedback from 2016-17 to 2020-21 is given in the following tables:


Sr. No.	Rating	Number of Staff Members					Total
		2020-21	2019-20	2018-19	2017-18	2016-17	
1	A - Excellent (> 4)	11	9	8	8	5	41
2	B - Very Good (3.5 to 4)	11	9	15	9	10	54
3	C- Good (3 to 3.5)	5	12	8	3	0	28
4	D - Poor (2.5 to 3)	3	0	0	2	0	05
5	E- Very Poor (< 2.5)	0	0	0	0	0	00
Total Staff		30	30	31	22	15	128


Grade	Percentage
A- Excellent	32.03
B- Very Good	42.19
C- Good	21.88
D- Poor	3.91
E -Very Poor	0.00


Analysis of the data reveals that 96.1 % of teachers graded between good to excellent whereas only 3 to 4 % of teachers show poor performance. The main reason attributed towards the poor performance is due to online mode of teaching where there is difficulty in delivering lectures and also difficulty in understanding by the students due to poor net connectivity.

Action taken report:

Feedback taken from the students is shared with teaching faculty members to let them know about their feedback from students and improve in the academic performance accordingly.


Mrs. Ashwini S. Raibagkar
Coordinator Feedback Analysis
Committee
College of Non-Conventional
Vocational Courses for Women,
Kolhapur


Mrs. Jyoti R. Hiremath
IQAC Coordinator
College of Non-Conventional
Vocational Courses for Women,
Kolhapur


Dr. A. R. Kulkarni
Principal
College of Non-Conventional
Vocational Courses for Women,
Kolhapur



COLLEGE OF NON-CONVENTIONAL VOCATIONAL COURSES FOR WOMEN, KOLHAPUR

Analysis of Students Feedback Report – 2020-21

Feedback of teaching performance of teachers was taken from students on five point scale at the end of each semester of the academic year 2020-21. The parameters considered are punctuality, command on language, subject knowledge, self confidence, use of teaching aids, lectures as per time table, completion of teaching as per teaching plan, intimation of internal assessment in time, providing learning outputs through case study, study tours etc, maintaining discipline in the class and encouraging students participation in class.

A total 754/1188 (63.47%) students responded to the survey the details of which are as follows

Name of Programme	Class	No of students		No. Of Teachers
		Term I	Term II	
B.Sc.(FTM)	Part –I	42	50	7
	Part –II	33	42	
	Part –III	58	46	
B.A.(DMFC)	Part –I	31	24	5
	Part –II	31	29	
	Part –III	32	30	
B.I.D	Part –I	37	36	5
	Part –II	33	27	
	Part –III	29	--	
B.A. (Multimedia)	Part –II	4	4	2
	Part –III	10	8	
	Part –IV	12	11	
B.Sc. (EVS)	Part –I	6	6	2
	Part –II	11	15	
B.Com.(Bank Mgmt)	Part –I	8	10	2
	Part –II	3	3	
PGDND	-	19	15	1
Total		398	356	24
Grand Total		754		



Summary of feedback from students for the teachers (2020-21)

Grade	Scale	Interpretation	No of Teachers
A	>4	Excellent	11
B	3.5 To 4	Very Good	11
C	3 To 3.5	Good	02
D	2.5 To 3	Poor	-
E	<2.5	Very Poor	-
Total			24

- 45.83 % of teachers secured excellent response by the students
- 45.83 % of teachers secured very good response by the students.
- 8.33 % of teachers secured good response by the students .
- Detailed analysis report of individual teachers was communicated by the Principal to the respective teacher so as to improve the overall performance of teachers.



Mrs. Ashwini S. Raibagkar
Coordinator Feedback Analysis Committee
College of Non-Conventional
Vocational Courses for Women,
Kolhapur



Mrs. Jyoti R. Hiremath
IQAC Coordinator
College of Non-Conventional
Vocational Courses for Women,
Kolhapur



Dr. A. R. Kulkarni
Principal
College of Non-Conventional
Vocational Courses for Women,
Kolhapur



COLLEGE OF NON-CONVENTIONAL VOCATIONAL COURSES FOR WOMEN, KOLHAPUR

Analysis of Students Feedback Report – 2019-20

Feedback of teaching performance of teachers was taken from students on five point scale at the end of each semester of the academic year 2019-20. The parameters considered are punctuality, command on language, subject knowledge, self confidence, use of teaching aids, lectures as per time table, completion of teaching as per teaching plan, intimation of internal assessment in time, providing learning outputs through case study, study tours etc, maintaining discipline in the class and encouraging students participation in class.

A total 768/1216 (63.15%) students responded to the survey the details of which are as follows

Name of Programme	Class	No of students		No. Of Teachers
		Term I	Term II	
B.Sc.(BFTM)	Part -I	32	50	7
	Part -II	36	55	
	Part -III	23	49	
B.A.(BDFC)	Part -I	46	50	6
	Part -II	21	46	
	Part -III	21	49	
BID	Part -I	39	41	6
	Part -II	39	36	
	Part -III	19	49	
B.A. (MM)	Part -I	04	04	4
	Part -II	11	08	
	Part -III	04	08	
B.Sc. (EVS)	Part -I	17	14	3
B.Com.(Bank Mgmt)	Part -I	05	03	3
PGDND	-	18	21	1
Total		335	433	
Grand Total		768		30



Summary of feedback from students for the teachers (2019-20)

Grade	Scale	Interpretation	No of Teachers
A	>4	Excellent	09
B	3.5 To 4	Very Good	09
C	3 To 3.5	Good	12
D	2.5 To 3	Poor	00
E	<2.5	Very Poor	00
Total			30

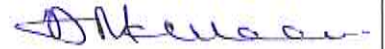
- 30 % of teachers secured excellent response by the students
- 30 % of teachers secured very good response by the students.
- 40 % of teachers secured good response by the students .
- Detailed analysis report of individual teachers was communicated by the Principal to the respective teacher so as to improve the overall performance of teachers.



Mrs. Ashwini S. Raibagkar
Coordinator Feedback Analysis Committee
College of Non-Conventional
Vocational Courses for Women,
Kolhapur



Mrs. Jyoti R. Hiremath
IQAC Coordinator
College of Non-Conventional
Vocational Courses for Women,
Kolhapur



Dr. A. R. Kulkarni
Principal
College of Non-Conventional
Vocational Courses for Women,
Kolhapur



COLLEGE OF NON-CONVENTIONAL VOCATIONAL COURSES FOR WOMEN, KOLHAPUR

Analysis of Students Feedback Report – 2018-19

Feedback of teaching performance of teachers was taken from students on five point scale at the end of each semester of the academic year 2018-19. The parameters considered are punctuality, command on language, subject knowledge, self confidence, use of teaching aids, lectures as per time table, completion of teaching as per teaching plan, intimation of internal assessment in time, providing learning outputs through case study, study tours etc, maintaining discipline in the class and encouraging students participation in class.

A total 957/1248 (76.68%) students responded to the survey the details of which are as follows

Name of Programme	Class	No of students		No. Of Teachers
		Term I	Term II	
B.Sc.(BFTM)	Part -I	53	56	8
	Part -II	45	57	
	Part -III	49	55	
B.A.(BDFC)	Part -I	38	51	8
	Part -II	32	49	
	Part -III	46	58	
BID	Part -I	36	38	8
	Part -II	40	46	
	Part -III	44	46	
B.A. (MM)	Part -I	13	14	6
	Part -II	09	14	
	Part -III	08	00	
	Part - IV	05	15	
PGDND	-	26	14	1
Total		444	513	
Grand Total		957		31



COLLEGE OF NON-CONVENTIONAL VOCATIONAL COURSES FOR WOMEN, KOLHAPUR

Analysis of Students Feedback Report – 2017-18

Feedback of teaching performance of teachers was taken from students on five point scale at the end of each semester of the academic year 2017-18. The parameters considered are punctuality, command on language, subject knowledge, self confidence, use of teaching aids, lectures as per time table, completion of teaching as per teaching plan, intimation of internal assessment in time, providing learning outputs through case study, study tours etc, maintaining discipline in the class and encouraging students participation in class.

A total 563/608 (96.20%) students responded to the survey the details of which are as follows


Name of Programme	Class	No. of Student Respondents	No. Of Teachers
BFTM	Part –I	59	6
	Part –II	54	
	Part -III	56	
BDFC	Part –I	54	7
	Part –II	53	
	Part -III	50	
BID	Part –I	52	6
	Part –II	51	
	Part -III	53	
BMM	Part –I	16	2
	Part –II	17	
	Part -III	14	
	Part - IV	05	
PGDND	-	29	1
Total		563	22



Summary of feedback from students for the teachers (2017-18)

Grade	Scale	Interpretation	No of Teachers
A	>4	Excellent	08
B	3.5 To 4	Very Good	09
C	3 To 3.5	Good	03
D	2.5 To 3	Poor	02
E	<2.5	Very Poor	-
Total			22

- 36.36 % of teachers secured excellent response from the students
- 40.90 % of teachers secured very good response from the students.
- 13.63 % of teachers secured good response from the students .
- 9.09 % of teachers secured poor response from the students
- Detailed analysis report of individual teachers was communicated by the Principal to the respective teacher so as to improve the overall performance of teachers.



Mrs. Ashwini S. Raibagkar
Coordinator Feedback Analysis Committee
College of Non-Conventional
Vocational Courses for Women,
Kolhapur



Mrs. Jyoti R. Hiremath
IQAC Coordinator
College of Non-Conventional
Vocational Courses for Women,
Kolhapur



COLLEGE OF NON-CONVENTIONAL VOCATIONAL COURSES FOR WOMEN, KOLHAPUR

Analysis of Students Feedback Report – 2016-17

Feedback of teaching performance of teachers was taken from students on five point scale at the end academic year 2016-17 .The parameters considered are punctuality, audibility ,command on language ,subject knowledge ,completion of teaching as teaching plan ,lectures as per time table ,assessment of the submission ,interaction with students ,extension activities and overall performance

A total 588/601 (97.84%) students responded to the survey the details of which are as follows

Name of Programme	Class	No. of Student Respondents	No. Of Teachers
BFTM	Part -I	58	4
	Part -II	58	
	Part -III	52	
BDFC	Part -I	59	5
	Part -II	59	
	Part -III	49	
BID	Part -I	59	4
	Part -II	59	
	Part -III	55	
BMM	Part -I	29	1
	Part -II	14	
	Part -III	06	
	Part - IV	01	
PGDND	-	29	1
Total		588	15



Summary of feedback from students for the teachers (2016-17)

Grade	Scale	Interpretation	No of Teachers
A	>4	Excellent	05
B	3.5 To 4	Very Good	10
C	3 To 3.5	Good	-
D	2.5 To 3	Poor	-
E	<2.5	Very Poor	-
Total			15

- 33.33% of teachers secured excellent response from the students .
- 66.66% of teachers secured very good response from the students .
- Detailed analysis report of individual teachers was communicated by the Principal to the respective teacher so as to improve the overall performance of teachers.



Mrs. Ashwini S. Raibagkar
Coordinator Feedback Analysis Committee
College of Non-Conventional
Vocational Courses for Women,
Kolhapur



Mrs. Jyoti R. Hiremath
IQAC Coordinator
College of Non-Conventional
Vocational Courses for Women,
Kolhapur



COLLEGE OF NON-CONVENTIONAL VOCATIONAL COURSES FOR WOMEN

Analysis of Teacher's Feedback for the academic year 2020-21

Total Number of Teachers : 21/25

Ques. No.	Question	No. (and %) of Teachers Responded on 1 (Worst) to 5					Average Score and % Score
		1	2	3	4	5	
1	The content of syllabus is suitable to the programme and meets the objectives of our college.	0	0	1	10	10	4.43
		0	0	5	48	48	88.57
2	The programme /syllabus has good balance between theory and practical.	0	0	1	10	10	4.43
		0	0	5	48	48	88.57
3	Aims and objectives of the syllabi are well defined and clear to teachers and students.	0	0	2	6	13	4.52
		0	0	10	29	62	90.48
4	The programme /syllabus of this subject increased my knowledge and perspective in the subject area.	0	0	0	7	14	4.67
		0	0	0	33	67	93.33
5	I have the freedom to propose, modify, suggest and incorporate new topics in the syllabus.	0	0	1	10	10	4.43
		0	0	5	48	48	88.57
6	Moodle platform has helped in providing syllabus content and additional course based reading material.	0	0	2	13	6	4.19
		0	0	10	62	29	83.81
7	Necessity of CBCS to all the programme in the light teaching and learning system.	0	0	0	6	15	4.71
		0	0	0	29	71	94.29
8	Present form CBCS pattern provides significant elective papers across faculty.	0	0	0	12	9	4.43
		0	0	0	57	43	88.57
9	Necessity of language lab for teachers and students.	0	1	2	10	8	4.19
		0	5	10	48	38	83.81
10	The college has given me full freedom to adopt new techniques / strategies of teaching such as group discussions, seminar presentations and learners' participation.	0	0	1	7	13	4.57
		0	0	5	33	62	91.43
11	I have the freedom to adopt new techniques / strategies of testing and assessment of students.	0	0	1	6	14	4.62
		0	0	5	29	67	92.38

A.S. Raibagkar
 Mrs. Ashwini S. Raibagkar
 Coordinator Feedback Analysis Committee
 College of Non-Conventional
 Vocational Courses for Women,
 Kolhapur



Jyoti R. Hiremath
 Mrs. Jyoti R. Hiremath
 IQAC Coordinator
 College of Non-Conventional
 Vocational Courses for Women,
 Kolhapur

Dr. A. R. Kulkarni
 Dr. A. R. Kulkarni
 Principal
 College of Non-Conventional
 Vocational Courses for Women,
 Kolhapur

12	The prescribed books are available in the Library in Sufficient numbers.	0	0	0	13	8	4.38
		0	0	0	62	38	87.62
13	The environment in the College is conducive to teaching and research.	0	1	1	9	10	4.33
		0	5	5	43	48	86.67
14	ICT facilities in the college are adequate and satisfactory.	0	1	3	8	9	4.19
		0	5	14	38	43	83.81
15	Separate space in college Canteen is available for Teachers.	1	1	1	11	7	4.05
		5	5	5	52	33	80.95
16	Toilets / washrooms are clean and properly maintained.	0	0	2	11	8	4.29
		0	0	10	52	38	85.71
17	The classrooms are clean and well maintained.	0	0	1	9	11	4.48
		0	0	5	43	52	89.52
18	Administrative Staff of College is very supportive.	0	0	1	10	10	4.43
		0	0	5	48	48	88.57
19	My teaching Feedback from students shared by Principal helps to understand my strengths and weaknesses.	0	0	0	9	12	4.57
		0	0	0	43	57	91.43
Average Score of Teacher's Feedback on all questions							4.42
%age Score of Teacher's Feedback on all questions							88.32

Observations:-

• Teachers Feedback Survey was carried in prescribed format through Google platform. As per requirement, teachers from all the departments were taken as respondents. The responses were taken on 5 point scale for interpreting data, five classes were considered

- 5 Strongly Agree
- 4 Agree
- 3 Neutral
- 2 Disagree
- 1 Strongly Disagree

• The average score on all questions was 4.42 (88.32%) that indicates a very good response from teachers.
 • The data with two highest scores of 4.67 (99.33%) and 4.62 (92.38%) which indicate that, programme/syllabus of the subject increased the knowledge and perspective of teachers in their subject area and they also got freedom to adopt new techniques/ strategies of testing and assessing the students.
 • Two minimum scores were 4.05 (80.95%) and 4.19(83.81%) which indicates separate space for teachers in college canteen and ICT facilities may be enhanced.

Action taken Report

• The canteen space is increased with a separate space for teachers.
 • Initiation for Language Lab with 30 Computers and LAN Connection and ICT facilities for all the classrooms made available

A S Raibagkar
 Mrs. Ashwini S. Raibagkar
 Coordinator Feedback Analysis Committee
 College of Non-Conventional
 Vocational Courses for Women,
 Kolhapur

Jyoti
 Mrs. Jyoti R. Hiremath
 IQAC Coordinator
 College of Non-Conventional
 Vocational Courses for Women,
 Kolhapur

A R Kullarni
 Dr. A. R. Kullarni
 Principal
 College of Non-Conventional
 Vocational Courses for Women,
 Kolhapur



COLLEGE OF NON-CONVENTIONAL VOCATIONAL COURSES FOR WOMEN

Analysis of Teacher's Feedback for the academic year 2019-20

Total Number of Teachers : 30

Ques. No.	Question	No. (and %) of Teachers Responded on 1 (Worst) to 5					Average Score and % Score
		1	2	3	4	5	
1	The content of syllabus is suitable to the programme and meets the objectives of our college.	0	0	1	13	16	4.50
		0	0	3	43	53	90.00
2	The programme /syllabus has good balance between theory and practical.	0	0	0	13	17	4.57
		0	0	0	43	57	91.33
3	Aims and objectives of the syllabi are well defined and clear to teachers and students.	0	0	1	10	19	4.60
		0	0	3	33	63	92.00
4	The programme /syllabus of this subject increased my knowledge and perspective in the subject area.	0	0	1	16	13	4.40
		0	0	3	53	43	88.00
5	I have the freedom to propose, modify, suggest and incorporate new topics in the syllabus.	0	0	1	20	9	4.27
		0	0	3	67	30	85.33
6	Moodle platform has helped in providing syllabus content and additional course based reading material.	0	0	4	14	12	4.27
		0	0	13	47	40	85.33
7	Necessity of CBCS to all the programme in the light teaching and learning system.	0	0	0	18	12	4.40
		0	0	0	60	40	88.00
8	Present form CBCS pattern provides significant elective papers across faculty.	0	0	3	18	4	4.03
		0	0	10	60	13	80.67
9	Necessity of language lab for teachers and students.	0	0	2	20	8	4.20
		0	0	7	67	27	84.00
10	The college has given me full freedom to adopt new techniques / strategies of teaching such as group discussions, seminar presentations and learners' participation.	0	0	0	12	18	4.60
		0	0	0	40	60	92.00
11	I have the freedom to adopt new techniques / strategies of testing and assessment of students.	0	0	0	9	21	4.70
		0	0	0	30	70	94.00
12	The prescribed books are available in the Library in Sufficient numbers.	0	0	1	18	11	4.33
		0	0	3	60	37	86.67
13	The environment in the College is conducive to teaching and research.	0	0	1	16	13	4.40
		0	0	3	53	43	88.00



14	ICT facilities in the college are adequate and satisfactory.	0	0	5	19	6	4.03
		0	0	17	63	20	80.67
15	Separate space in college Canteen is available for Teachers.	0	0	7	16	7	4.00
		0	0	23	53	23	80.00
16	Toilets / washrooms are clean and properly maintained.	0	0	4	18	8	4.13
		0	0	13	60	27	82.67
17	The classrooms are clean and well maintained.	0	0	0	18	12	4.40
		0	0	0	60	40	88.00
18	Administrative Staff of College is very supportive.	0	0	2	14	14	4.40
		0	0	7	47	47	88.00
19	My teaching Feedback from students shared by Principal helps to understand my strengths and weaknesses.	0	0	0	14	16	4.53
		0	0	0	47	53	90.67
Average Score of Teacher's Feedback on all questions							4.36
%age Score of Teacher's Feedback on all questions							91.11

Observations:-

• Teachers Satisfaction survey was carried in prescribed format through Google platform. As per requirement, teachers from all the departments were taken as respondents A total of 30 teachers responded to the survey. The responses were taken on 5 point scale for interpreting data, five classes were considered

>80	5	Strongly Agree
70-80	4	Agree
60-70	3	Neutral
50-60-	2	Disagree
<50	1	Strongly Disagree

- The average score on all questions was 91.11%(4.36) that indicates a very good response from teachers.
- The data with two highest scores of 94% (4.70) and 92% (4.60) indicate that the teachers have got freedom to adopt new techniques/strategies for testing & assessing the students and also to adopt new techniques of teaching.
- The data with minimum scores of 80% (4.00) & 80.67%(4.03) indicates that separate space for teachers in college canteen and present form of CBCS pattern should provide more significant elective papers across faculty.

Action taken Report

- The canteen space is increased with a separate space for teachers.
- The CBCS Pattern framed by the BOS Shivaji University is followed.

A.S. Raibagkar
 Mrs. Ashwini S. Raibagkar
 Coordinator Feedback Analysis Committee
 College of Non-Conventional
 Vocational Courses for Women,
 Kolhapur

J. Math
 Mrs. Jyoti R. Hiremath
 IQAC Coordinator
 College of Non-Conventional
 Vocational Courses for Women,
 Kolhapur

Dr. A. R. Kulkarni
 Dr. A. R. Kulkarni
 Principal
 College of Non-Conventional
 Vocational Courses for Women,
 Kolhapur



COLLEGE OF NON-CONVENTIONAL VOCATIONAL COURSES FOR WOMEN

Analysis of Employer's Feedback for the academic year 2020-21

Total Number of Employers : 24

Ques. No.	Question	No. (and %) of Employers Responded on 1 to 5 Scale					Average Score and % Score
		1	2	3	4	5	
1	Ability to contribute to the goal of the organization.	0	0	2	11	11	4.38
		0	0	8	46	46	87.50
2	Planning and organization skills.	0	0	3	11	10	4.29
		0	0	13	46	42	85.83
3	Communication skills and Soft Skills.	0	0	3	10	11	4.33
		0	0	13	42	46	86.67
4	Obedience and relationship with Senior	0	1	3	6	14	4.38
		0	4	13	25	58	87.50
5	Attitude to work in Team.	0	1	3	5	15	4.42
		0	4	13	21	63	88.33
6	Willingness to learn new techniques, adopt new ideas etc	0	1	3	6	14	4.38
		0	4	13	25	58	87.50
7	Involvement in social activities.	0	1	4	12	7	4.04
		0	4	17	50	29	80.83
8	Simplicity and sense of belonging.	0	0	4	10	10	4.25
		0	0	17	42	42	85.00
9	Knowledge in core competency area.	0	0	3	10	11	4.33
		0	0	13	42	46	86.67
10	Strengthening of IIC for Industrial/Field visit/Internship.	0	1	3	9	11	4.25
		0	4	13	38	46	85.00
11	Your preparedness to revisit college for Campus interview /Industry Institute Interaction	1	0	3	8	12	4.25
		4	0	13	33	50	85.00
12	Overall performance output.	0	0	2	10	12	4.42
		0	0	8	42	50	88.33
Average Score of Employer's Feedback on all questions						4.31	
Percentage Score of Employer's Feedback on all questions						86.18	

Observations:- Employer Feedback was carried in a prescribed format through Google platform. A total of 24 employers responded to the survey. The responses were taken on 5 point scale for interpreting the data. Five classes were considered,

- 5 Excellent
- 4 Very Good
- 3 Good
- 2 Average
- 1 Poor

- The average score on all questions was 86.18% (4.31) that indicates a very good response by the employers
- The data with two highest scores of 88.33% (4.42) indicates attitude to work in team and positive overall output.
- However, students need to improve upon their involvement in social activities.


Suggestions made by the employers

- More site visits to increase the practical knowledge of students.
- More efforts to be taken by college for improving communication skills of the college

Action Taken report

Industry visits are organized every year for all the classes by all Departments that help students to enrich practical knowledge. Communication skills subject is introduced in the curriculum by Shivaji University, Kolhapur.

A S Raibagkar
Mrs. Ashwini S. Raibagkar
Coordinator Feedback Analysis Committee
College of Non-Conventional
Vocational Courses for Women
Kolhapur



Jyoti R. Hiremath
Mrs. Jyoti R. Hiremath
QAC Coordinator
College of Non-Conventional
Vocational Courses for Women,
Kolhapur

Dr. A. R. Kulkarni
Dr. A. R. Kulkarni
Principal
College of Non-Conventional
Vocational Courses for Women,
Kolhapur

COLLEGE OF NON-CONVENTIONAL VOCATIONAL COURSES FOR WOMEN

Analysis of Employer's Feedback for the academic year 2019-20

Total Number of Employers : 16

Ques. No.	Question	No. (and %) of Employers Responded on 1 to 5 Scale					Average Score and % Score
		1	2	3	4	5	
1	Ability to contribute to the goal of the organization.	0	0	0	12	4	4.25
		0	0	0	75	25	85.00
2	Planning and organization skills.	0	0	0	9	7	4.44
		0	0	0	56	44	88.75
3	Communication skills and Soft Skills.	0	0	0	7	9	4.56
		0	0	0	44	56	91.25
4	Obedience and relationship with Senior	0	0	0	10	6	4.38
		0	0	0	63	38	87.50
5	Attitude to work in Team.	0	0	0	9	7	4.44
		0	0	0	56	44	88.75
6	Willingness to learn new techniques, adopt new ideas etc	0	0	0	5	11	4.69
		0	0	0	31	69	93.75
7	Innovativeness, creativity.	0	0	0	7	9	4.56
		0	0	0	44	56	91.25
8	Involvement in social activities.	0	0	0	10	6	4.38
		0	0	0	63	38	87.50
9	Simplicity and sense of belonging.	0	0	0	7	9	4.56
		0	0	0	44	56	91.25
10	Knowledge in core competency area.	0	0	0	10	6	4.38
		0	0	0	63	38	87.50
11	Introduction of Add-on Courses in functional area.	0	0	0	13	3	4.19
		0	0	0	81	19	83.75
12	Strengthening of IIC for Industrial/Field visit/Internship.	0	0	0	14	2	4.13
		0	0	0	88	13	82.50



13	Your preparedness to revisit college for Campus interview /Industry Institute Interaction	0	0	0	0	16	5.00
		0	0	0	0	100	100.00
14	Overall performance output.	0	0	0	0	16	5.00
		0	0	0	0	100	100.00
Average Score of Employer's Feedback on all questions							4.50
Percentage Score of Employer's Feedback on all questions							89.91

Observations:- Employer Feedback was carried in a prescribed format through Google platform. A total of 16 employers responded to the survey. The responses were taken on 5 point scale for interpreting the data. Five classes were considered.

- 5 Excellent
- 4 Very Good
- 3 Good
- 2 Average
- 1 Poor

- The average score on all questions was 89.91% (4.50) that indicates a very good response by the employers
- The data with highest scores of 100 % (5.00) indicates overall performance output is satisfactory and the employers are ready to revisit the college for campus.

Suggestions made by the employers:

- To introduce more add on courses in functional area.
- More efforts to be taken by college for strengthening of IIC for industrial/Field visits/internship.

Action Taken report

- The college introduced almost 9 add on courses with a total enrolment of almost 618 students for the academic year 2019-20.
- Industry Institute Interaction is organized by all the Departments that help the students to get easy entry for Internship trainings and visits.

AS Raibagkar

Mrs. Ashwini S. Raibagkar
Coordinator Feedback Analysis Committee
College of Non-Conventional
Vocational Courses for Women,
Kolhapur

Jyoti

Mrs. Jyoti R. Hiremath
IQAC Coordinator
College of Non-Conventional
Vocational Courses for Women,
Kolhapur

Dr. A. R. Kulkarni

Dr. A. R. Kulkarni
Principal
College of Non-Conventional
Vocational Courses for Women,
Kolhapur



**COLLEGE OF NON-CONVENTIONAL VOCATIONAL COURSES FOR WOMEN,
KOLHAPUR**

Alumni feedback from 2016-17 to 2020-21

Feedback is collected analyzed and actions taken accordingly for better academic and support facilities.

I. Collection of feedback :

Feedback from Alumni is collected every year. The important parameters considered for the feedback are usefulness of curriculum, infrastructure facility, teaching faculty, non-teaching staff, ICT facility, library facility, canteen facility, significance of add on courses, memories about college and overall rating of college.

Feedback is taken on on 5 point scale On an average 35 to 40 % of students actively take part in feedback process One of the important aspect of the feedback system is that identity of alumni is not disclosed with objective of maintaining transparency in the process.

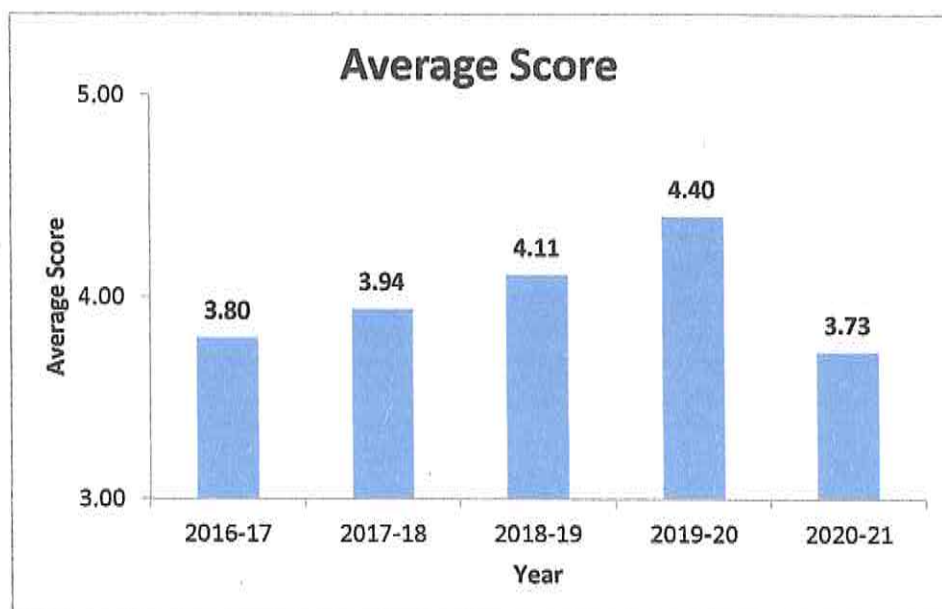
II. Analysis of feedback:

Analysis of Alumni feedback from 2016-17 to 2020-21 is given in the following tables:

Academic Year	Average Score	Percentage Score %	No of Respondents
2020-21	3.73	74.53	60
2019-20	4.40	87.98	178
2018-19	4.11	82.29	225
2017-18	3.94	78.71	135
2016-17	3.80	76.07	120
Average of 5 years	3.99	79.94	-----

Points	Grade
5	Excellent
4	Very Good
3	Good
2	Average
1	Poor





Alumni from different departments were taken as respondents. Average score of last five years given by the respondents was 3.99 (79.94%).

Alumni feedback was satisfactory with respect to relevance of curriculum, infrastructure ,teaching and learning etc. However, Alumni strongly feel that there is need for strengthening canteen facilities and increase in the number of add on courses.

III. Action Taken Report:

Name of Add on /Certificate programs offered during five years period		No. Of students enrolled in the year
1	Certificate course in German language	321
2	Certificate course in French language	242
3	Certificate course in Japanese language	124
4	Food Microbiology And Food safety	7
5	Functional foods and Nutraceuticals	9
6	Food and Nutrition for healthy living	25
7	Health education & Recreation	2
8	Food ,Nutrition ,health and hygiene -Interrelationship	1
9	Food laws and standards	2
10	Diet Management in health and disease	1
11	English language for competitive exams	1
12	Literature ,culture & media	1
13	Speaking effectively	2
14	Animation	1
15	Development of sociology in India	1
16	Add on course in Aari work	88
17	Add on course in Obesity Management	36
18	Add on course in Bamboo Handicraft	20



19	Add on course in 3D Max	89
20	Entrepreneurship Development	103
21	Add on course in Revit	65
24	Add on course in VFX (Visual Effects)	46
25	Internal Auditor training course FSMS ISO 22000:2018 (Conducted by Bureau VERITAS Certification India - Pune)	44
Total Students		1231

Considering the demand from the students in the form of feedback and curriculum enrichment, college introduced almost 23 Add on courses with a total enrolment of almost 1231 students for five years. However, due to pandemic situation enrolment of students to the add on courses significantly reduced during 2020-21.

The canteen faculty is also improved in terms of food quality, furniture and space of canteen. The hostel committee makes surprise visits to the canteen and test the food quality and hygiene.

A. S. Raibagkar

Mrs. Ashwini S. Raibagkar
Coordinator Feedback Analysis Committee
College of Non-Conventional
Vocational Courses for Women,
Kolhapur

J. R. Hiremath

Mrs. Jyoti R. Hiremath
IQAC Coordinator
College of Non-Conventional
Vocational Courses for Women,
Kolhapur

A. R. Kulkarni

Dr. A. R. Kulkarni
Principal
College of Non-Conventional
Vocational Courses for Women,
Kolhapur



COLLEGE OF NON-CONVENTIONAL VOCATIONAL COURSES FOR WOMEN

Analysis of Alumni Feedback for the academic year 2020-21

Total Number of Alumni : 60

Ques. No.	Question	No. (and %) of Alumni Responded on 1 to 5 Scale					Average Score and % Score
		1	2	3	4	5	
1	Usefulness of programme curriculum to your current job / higher education	1	5	16	24	14	3.75
		2	8	27	40	23	75.00
2	Infrastructure facility of College	1	2	18	29	10	3.75
		2	3	30	48	17	75.00
3	Teaching Faculty of College	1	3	17	22	17	3.85
		2	5	28	37	28	77.00
4	Non-Teaching Staff	0	3	24	21	12	3.70
		0	5	40	35	20	74.00
5	ICT Facility	0	7	24	23	6	3.47
		0	12	40	38	10	69.33
6	Library Facility	0	3	21	17	19	3.87
		0	5	35	28	32	77.33
7	Canteen Facility	10	15	25	6	4	2.65
		17	25	42	10	7	53.00
8	Significance of Add-On Courses	2	3	19	21	15	3.73
		3	5	32	35	25	74.67
9	Memories with College	0	0	8	14	38	4.50
		0	0	13	23	63	90.00
10	Overall rating of College	1	3	11	25	20	4.00
		2	5	18	42	33	80.00
Average Score of Alumni Feedback on all questions						3.73	
Percentage Score of Alumni Feedback on all questions						74.53	

Observations:- Alumni Feedback Survey was carried in prescribed format through Google platform. As per requirement, Alumni from all the departments were taken as respondents. The responses were taken on 5 point scale for interpreting data, five classes were considered

- 5 Excellent
- 4 Very Good
- 3 Good
- 2 Average
- 1 Poor

The average score of alumni feedback was 74.53% (3.73) which indicates that there is good to very good response from Alumni. The data with two highest score of 90.00% (4.50) and 80.00% (4.00) indicates alumni had excellent memories with college and excellent overall rating of college. Two lowest score of 69.33% (3.47) and 53.00% (2.65) indicates strengthening of ICT facility by college and improvement in canteen facility of college respectively.

Suggestions made by Alumni:

- Organising Training Programmes and International Conference.
- More emphasis on practical work.
- Placement facility to be strengthened.

A. Raibagkar
Mrs. Ashwini S. Raibagkar
 Coordinator Feedback Analysis Committee
 College of Non-Conventional
 Vocational Courses for Women,
 Kolhapur



J. Math
Mrs. Jyoti R. Hiremath
 IQAC Coordinator
 College of Non-Conventional
 Vocational Courses for Women,
 Kolhapur

A. Kulkarni
Dr. A. R. Kulkarni
 Principal
 College of Non-Conventional
 Vocational Courses for Women,
 Kolhapur
**College of Non-Conventional
 Vocational Courses For Women
 Kolhapur**

COLLEGE OF NON-CONVENTIONAL VOCATIONAL COURSES FOR WOMEN

Analysis of Alumni Feedback for the academic year 2019-20

Total Number of Alumni : 178

Ques. No.	Question	No. (and %) of Alumni Responded on 1 to 5 Scale					Average Score and % Score
		1	2	3	4	5	
1	Usefulness of programme curriculum to your current job / higher education	0	0	0	72	106	4.60
		0	0	0	40	60	91.91
2	Infrastructure facility of College	0	0	9	156	12	3.99
		0	0	5	88	7	79.89
3	Teaching Faculty of College	0	0	1	58	119	4.66
		0	0	1	33	67	93.26
4	Non-Teaching Staff	0	0	11	139	28	4.10
		0	0	6	78	16	81.91
5	ICT Facility	0	0	0	65	113	4.63
		0	0	0	37	63	92.70
6	Library Facility	0	0	0	85	93	4.52
		0	0	0	48	52	90.45
7	Canteen Facility	0	0	18	142	18	4.00
		0	0	10	80	10	80.00
8	Significance of Add-On Courses	0	0	2	73	103	4.57
		0	0	1	41	58	91.35
9	Memories with College	0	0	9	57	112	4.58
		0	0	5	32	63	91.57
10	Overall rating of College	0	0	9	57	112	4.34
		0	0	5	32	63	86.74
Average Score of Alumni Feedback on all questions						4.40	
Percentage Score of Alumni Feedback on all questions						87.98	

Observations:- Alumni Feedback survey (2019-20) was carried out in a prescribed format. A total of 178 Alumni responded to the survey to the feedback. The responses were taken on 5 point scale for interpreting the data as follows

- 5 Excellent
- 4 Very Good
- 3 Good
- 2 Average
- 1 Poor

- The average score of Alumni feedback was 87.98% (4.40) which indicates that there is very good to excellent response from the Alumni.
- The data with two highest scores of 93.26% (4.66) and 92.70%(4.63) indicates that the students have given excellent remark for the teaching faculty and also they are satisfied with the ICT facility provided by the college.
- The data with two lowest scores of 79.89% (3.99) and 80% (4.00) indicates that there should be improvement in the infrastructure facility and canteen facility of the college.

Suggestions made by the Alumni

- Initiation of Post Graduation courses.
- Strengthening of campus recruitments.

Ashwini S. Raibagkar
Mrs. Ashwini S. Raibagkar
 Coordinator Feedback Analysis Committee
 College of Non-Conventional
 Vocational Courses for Women,
 Kolhapur

Jyoti R. Hiremath
Mrs. Jyoti R. Hiremath
 IQAC Coordinator
 College of Non-Conventional
 Vocational Courses for Women,
 Kolhapur

Dr. A. R. Kulkarni
Dr. A. R. Kulkarni
 Principal
 College of Non-Conventional
 Vocational Courses for Women,
 Kolhapur



COLLEGE OF NON-CONVENTIONAL VOCATIONAL COURSES FOR WOMEN

Analysis of Alumni Feedback for the academic year 2018-19

Total Number of Alumni : 225

Ques. No.	Question	No. (and %) of Alumni Responded on 1 to 5 Scale					Average Score and % Score
		1	2	3	4	5	
1	Usefulness of programme curriculum to your current job / higher education	0	0	16	170	39	4.10
		0	0	7	76	17	82.04
2	Infrastructure facility of College	0	0	7	183	35	4.12
		0	0	3	81	16	82.49
3	Teaching Faculty of College	0	0	0	203	22	4.10
		0	0	0	90	10	81.96
4	Non-Teaching Staff	0	0	30	157	38	4.04
		0	0	13	70	17	80.71
5	ICT Facility	0	0	20	195	10	3.96
		0	0	9	87	4	79.11
6	Library Facility	0	0	13	202	10	3.99
		0	0	6	90	4	79.73
7	Canteen Facility	0	0	163	52	10	3.32
		0	0	72	23	4	66.40
8	Significance of Add-On Courses	0	0	0	206	19	4.08
		0	0	0	92	8	81.69
9	Memories with College	0	0	7	46	172	4.73
		0	0	3	20	76	94.67
10	Overall rating of College	0	0	11	44	170	4.71
		0	0	5	20	76	94.13
Average Score of Alumni Feedback on all questions						4.11	
Percentage Score of Alumni Feedback on all questions						82.29	

Observations:- Alumni Feedback survey (2018-19) was carried out in a prescribed format. A total of 225 Alumni responded to the survey to the feedback. The responses were taken on 5 point scale for interpreting the data as follows

- 5 Excellent
- 4 Very Good
- 3 Good
- 2 Average
- 1 Poor


• The average score of Alumni feedback was 82.29% (4.11) which indicates that there is very good to excellent response from the Alumni.

• The data with two highest scores of 94.67% (4.73) and 94.13% (4.71) indicates that the students have excellent memories with the college and overall rating regarding the college is also excellent.


• The data with two lowest scores of 79.73% (3.99) and 73.11% (3.96) indicates that there is a need for strengthening library facility for the students and also improvement in ICT facility of the college.

Suggestions made by the Alumni

- Initiation of Post Graduation courses.
- Laboratory up gradation.
- Strengthening of campus recruitments.


Mrs. Ashwini S. Raibagkar
 Coordinator Feedback Analysis Committee
 College of Non-Conventional
 Vocational Courses for Women,
 Kolhapur


Mrs. Jyoti R. Hiremath
 IQAC Coordinator
 College of Non-Conventional
 Vocational Courses for Women,
 Kolhapur


Dr. A. R. Kulkarni
 Principal
 College of Non-Conventional
 Vocational Courses for Women,
 Kolhapur



COLLEGE OF NON-CONVENTIONAL VOCATIONAL COURSES FOR WOMEN

Analysis of Alumni Feedback for the academic year 2017-18

Total Number of Alumni : 135

Ques. No.	Question	No. (and %) of Alumni Responded on 1 to 5 Scale					Average Score and % Score
		1	2	3	4	5	
1	Usefulness of programme curriculum to your current job / higher education	0	0	0	12	123	4.91
		0	0	0	9	91	98.22
2	Infrastructure facility of College	0	0	135	0	0	3.00
		0	0	76	0	0	60.00
3	Teaching Faculty of College	0	0	0	11	124	4.92
		0	0	0	8	92	98.37
4	Non-Teaching Staff	0	0	0	135	0	4.00
		0	0	0	100	0	80.00
5	ICT Facility	0	0	130	5	0	3.04
		0	0	96	4	0	60.74
6	Library Facility	0	0	119	16	0	3.12
		0	0	88	12	0	62.37
7	Canteen Facility	0	81	54	0	0	2.40
		0	60	40	0	0	48.00
8	Significance of Add-On Courses	0	0	4	131	0	3.97
		0	0	3	97	0	79.41
9	Memories with College	0	0	0	0	135	5.00
		0	0	0	0	100	100.00
10	Overall rating of College	0	0	0	0	135	5.00
		0	0	0	0	100	100.00
Average Score of Alumni Feedback on all questions						3.94	
Percentage Score of Alumni Feedback on all questions						78.71	

Observations:- Alumni Feedback survey (2017-18) was carried out in a prescribed format. A total of 135 Alumni responded to the survey to the feedback. The responses were taken on 5 point scale for interpreting the data as follows

- 5 Excellent
- 4 Very Good
- 3 Good
- 2 Average
- 1 Poor

- The average score of Alumni feedback was 78.71% (3.94) which indicates that there is very good to excellent response from the Alumni.
- The data with two highest scores of 100% (5) indicates the students have excellent memories with the college and overall rating regarding the college was excellent.
- The data with two lowest scores of 60%(3.00) and 48% (2.40) indicates that their should improvement in infrastructure facility of college and canteen facility for students.

Suggestions made by the Alumni:-

- More emphasis on practicals .
- To organize personality development programmes .
- To organize add on courses for students which will help them in their career.

Ashwini S. Raibagkar
 Mrs. Ashwini S. Raibagkar
 Coordinator Feedback Analysis Committee
 College of Non-Conventional
 Vocational Courses for Women,
 Kolhapur



Jyoti R. Hiremath
 Mrs. Jyoti R. Hiremath
 IQAC Coordinator
 College of Non-Conventional
 Vocational Courses for Women,
 Kolhapur

COLLEGE OF NON-CONVENTIONAL VOCATIONAL COURSES FOR WOMEN

Analysis of Alumni Feedback for the academic year 2016-17

Total Number of Alumni : 120

Ques. No.	Question	No. (and %) of Alumni Responded on 1 to 5 Scale					Average Score and % Score
		1	2	3	4	5	
1	Usefulness of programme curriculum to your current job / higher education	0	0	0	97	23	4.19
		0	0	0	81	19	83.83
2	Infrastructure facility of College	0	0	108	12	0	3.10
		0	0	90	10	0	62.00
3	Teaching Faculty of College	0	0	2	11	107	4.88
		0	0	2	9	89	97.50
4	Non-Teaching Staff	0	0	6	114	0	3.95
		0	0	5	95	0	79.00
5	ICT Facility	0	0	120	0	0	3.00
		0	0	100	0	0	60.00
6	Library Facility	0	9	107	4	0	2.96
		0	8	89	3	0	59.17
7	Canteen Facility	0	0	120	0	0	3.00
		0	0	100	0	0	60.00
8	Significance of Add-On Courses	0	5	115	0	0	2.96
		0	4	96	0	0	59.17
9	Memories with College	0	0	0	0	120	5.00
		0	0	0	0	100	100.00
10	Overall rating of College	0	0	0	0	120	5.00
		0	0	0	0	100	100.00
Average Score of Alumni Feedback on all questions						3.80	
Percentage Score of Alumni Feedback on all questions						76.07	

Observations:- Alumni Feedback survey (2016-17) was carried out in a prescribed format. A total of 120 Alumni responded to the survey to the feedback. The responses were taken on 5 point scale for interpreting the data as follows

- 5 Excellent
- 4 Very Good
- 3 Good
- 2 Average
- 1 Poor

•The average score of Alumni feedback was 76.07% (3.80) which indicates that there is good to very good response from the Alumni

•The data with two highest scores of 100% (5) indicates the students have excellent memories with the college and overall rating regarding the college was excellent.

The data with two lowest scores of 59.17%(2.96) indicates strengthening of library facility for students and to organize add on courses relevant to their curriculum.

Suggestions made by the Alumni:-

- To organize more guest lectures
- To initiate Post Graduation courses.

Ashwini S. Raibagkar

Mrs. Ashwini S. Raibagkar
Coordinator Feedback Analysis Committee
College of Non-Conventional
Vocational Courses for Women,
Kolhapur



Jyoti R. Hiremath

Mrs. Jyoti R. Hiremath
IQAC Coordinator
College of Non-Conventional
Vocational Courses for Women,
Kolhapur